

State of Hawai'i Department of Human Services



Med-QUEST Division

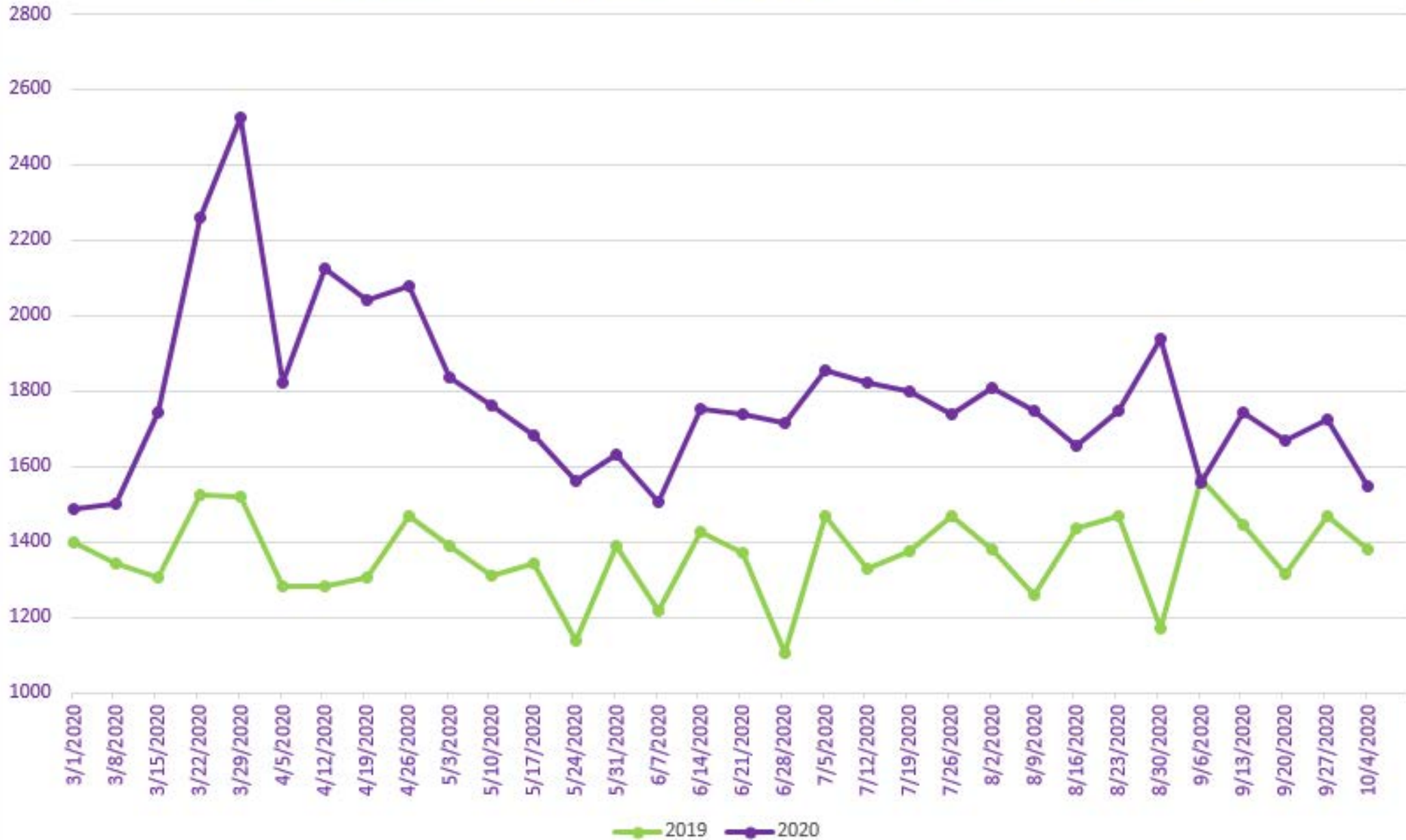
Weekly Application and Enrollment Data Update

10/12/2020

Increase in applications by County for the thirty-two week period from the first week in March through Saturday, October 3, 2020 (2019 vs 2020)

Count	2019	2020	Percentage Increase in Applications
Honolulu	26,983	34,370	27%
Maui	5,966	9,381	57%
Hawai'i	7,893	8,030	14%
Kaua'i	2,678	4,159	55%
Statewide	43,520	56,940	31%


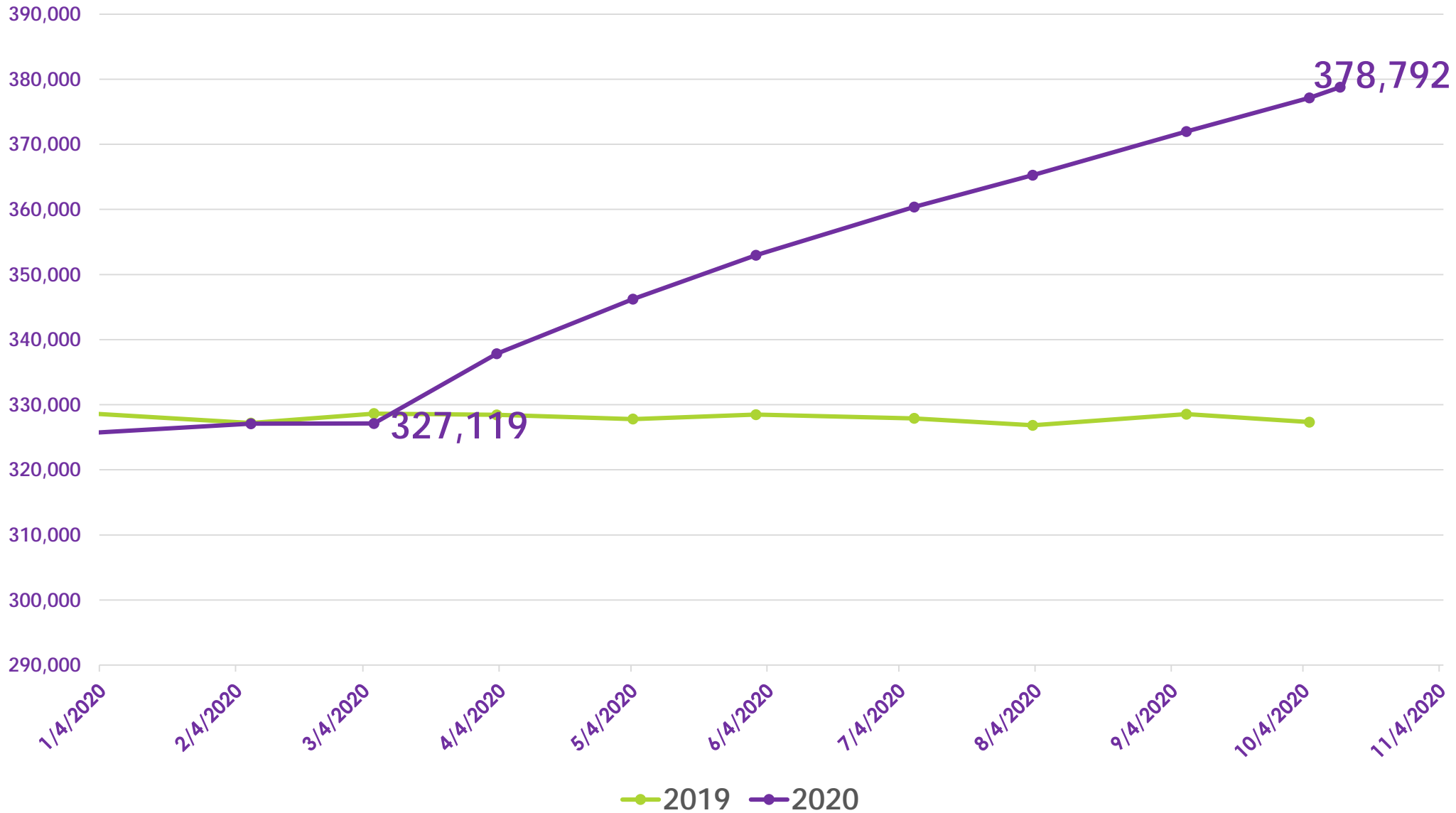
Hawai'i Medicaid Applications per week: 2019 vs 2020



Hawai'i Medicaid Monthly Enrollment: 2019 vs 2020

51,673 New Enrollments since 3/4/2020

15.8% Increase in enrollments in 31.5 weeks



Increase In Enrollment By County (10/11/2019 vs. 10/12/2020)

County	2019	2020	% Change
Honolulu	198,866	228,577	14.94%
Maui	40,425	47,962	18.64%
Hawai'i	70,469	79,251	12.46%
Kaua'i	19,500	23,002	17.96%
Statewide	329,260	378,792	15.04%