

State of Hawai'i Department of Human Services



Med-QUEST Division

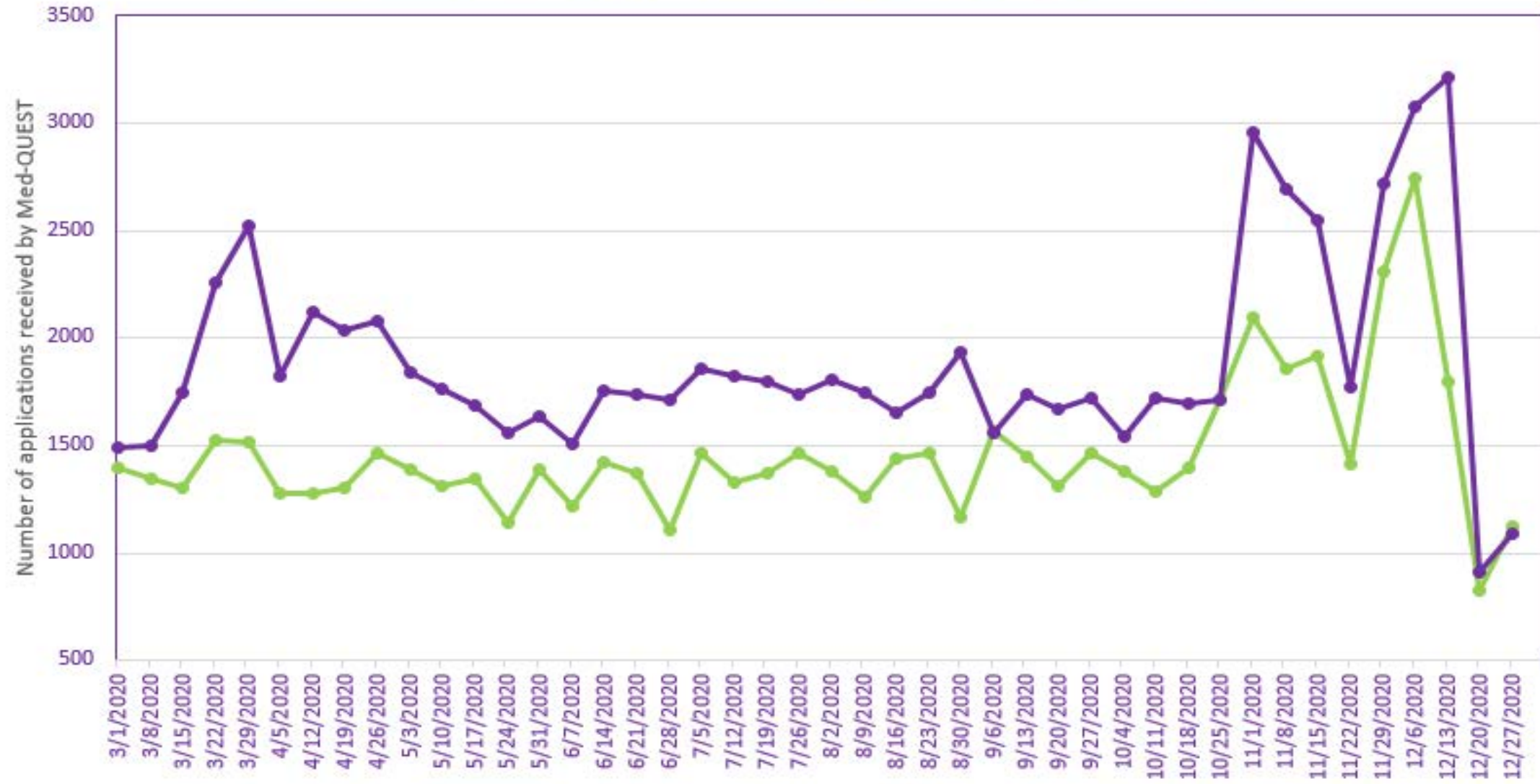
Weekly Application and Enrollment Data Update

1/4/2021

Increase in applications by County for the forty-three week period from the first week in March through Saturday, January 2, 2020 (2019 vs 2020)

Count	2019	2020	Percentage Increase in Applications
Honolulu	39,003	50,933	30%
Maui	8,759	13,436	53%
Hawai'i	11,655	12,986	11%
Kaua'i	3,893	5,639	45%
Statewide	63,340	82,994	31%

Hawai'i Medicaid Applications per week: 2019 vs 2020




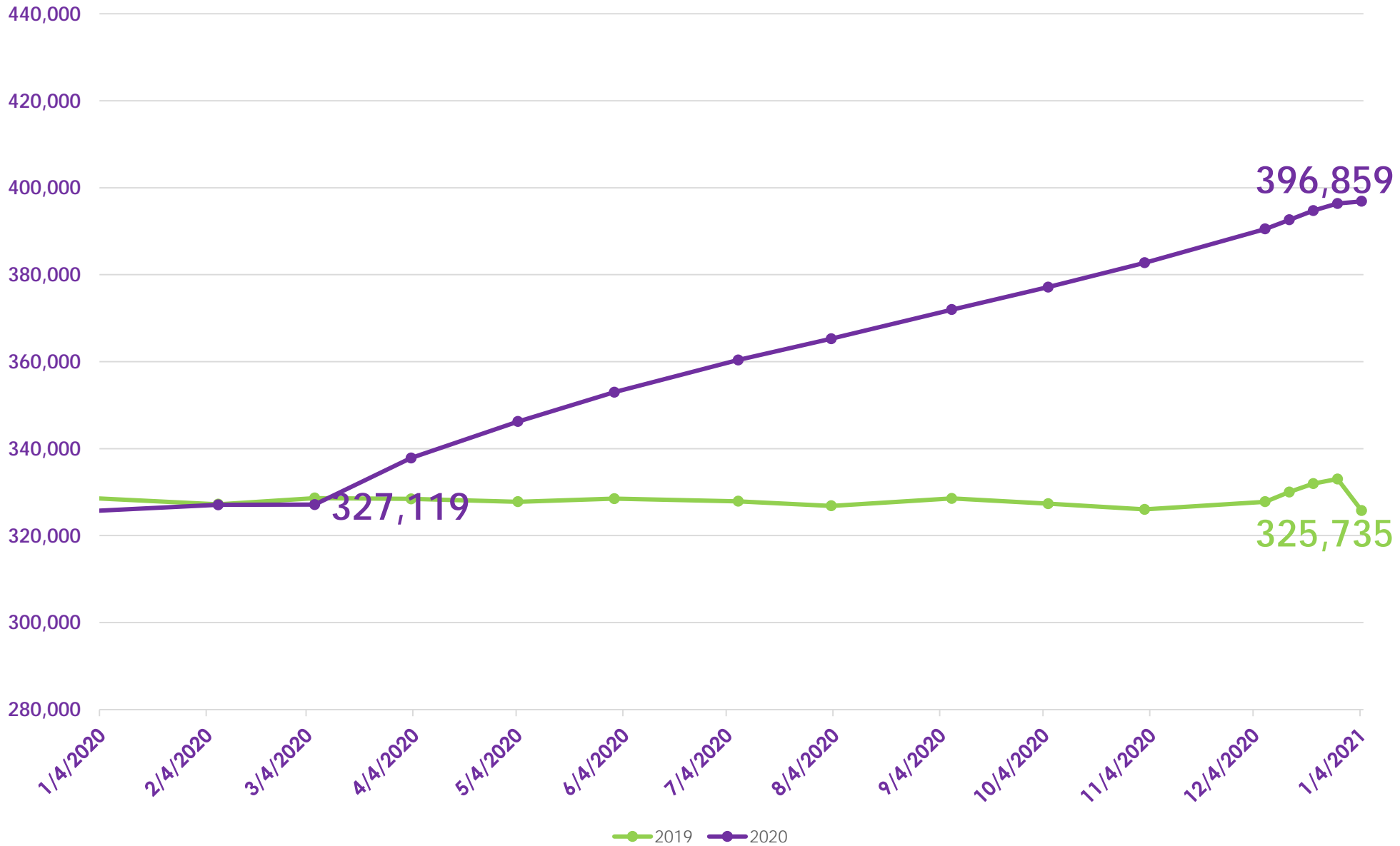
2020 week beginning on date specified and corresponding week from 2019

—●— 2019 —●— 2020

Application increases in most recent weeks reflect the Marketplace Open Enrollment activity from 11/1 - 12/15.

Hawai'i Medicaid Monthly Enrollment: 2019/20 vs 2020/21

69,740 New Enrollments since 3/4/2020
21.3% Increase in enrollments in 41.5 weeks



Increase In Enrollment By County (1/3/2020 vs. 1/4/2021)

County	2020	2021	% Change
Honolulu	196,754	240,188	22.08%
Maui	40,051	50,818	26.88%
Hawai'i	69,751	81,889	17.40%
Kaua'i	19,179	23,964	24.95%
Statewide	325,735	396,859	21.83%