
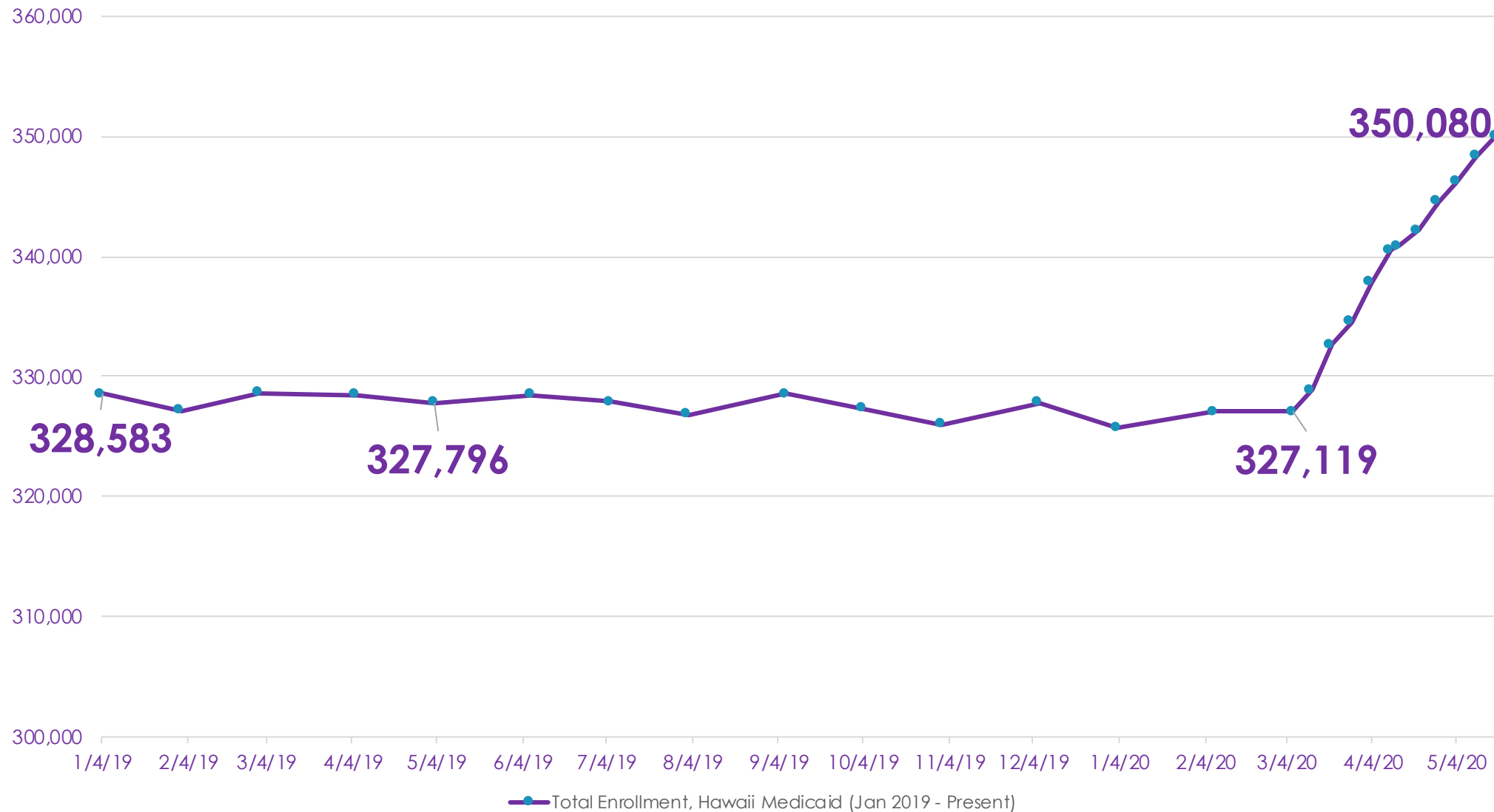



Increase in applications by County for the eleven week period
From the first week in March through Saturday, May 16, 2020
(2019 vs 2020)

| County | 2019 | 2020 | Percentage Increase in Applications |
|-----------|--------|--------|-------------------------------------|
| Honolulu | 9,302 | 12,604 | 35% |
| Maui | 2,204 | 3,393 | 54% |
| Hawai'i | 2,699 | 3,494 | 29% |
| Kaua'i | 879 | 1,628 | 85% |
| Statewide | 15,084 | 21,119 | 40% |

Total Enrollment, Hawaii Medicaid Jan 2019 - May 18, 2020

22,961 New Enrollments since 3/4/2020
7% Increase in enrollments in 10.5 weeks



Increase In Enrollment By County (5/18/2020 vs. 5/17/2019)

| County | 2019 | 2020 | % Change |
|------------------|----------------|----------------|-----------------|
| Honolulu | 200,705 | 211,124 | 5.19% |
| Maui | 40,645 | 43,651 | 7.40% |
| Hawai'i | 70,652 | 74,261 | 5.11% |
| Kaua'i | 19,344 | 21,044 | 8.79% |
| Statewide | 331,346 | 350,080 | 5.65% |