

State of Hawai'i Department of Human Services



Med-QUEST Division

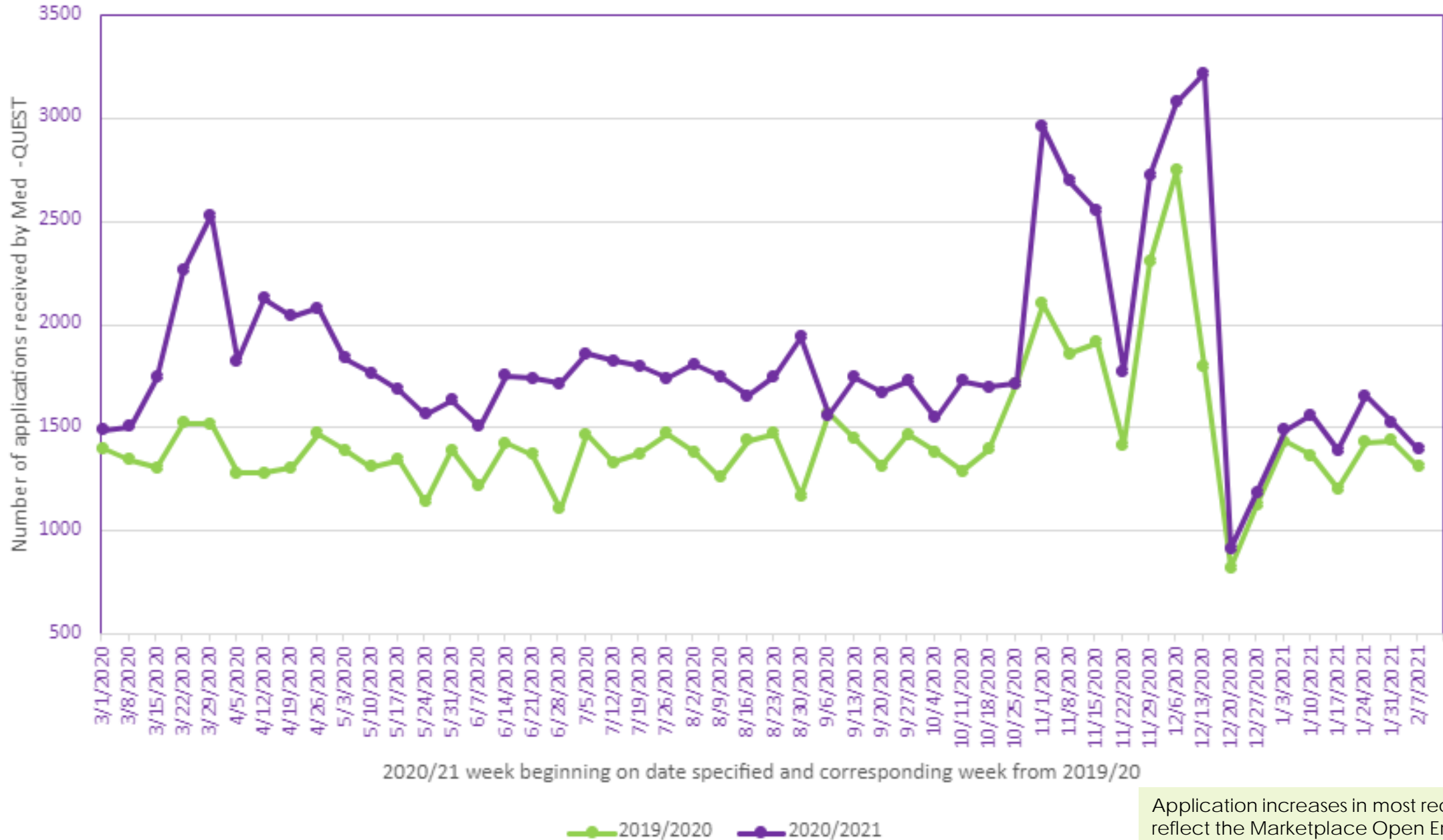
Weekly Application and Enrollment Data Update

2/15/2021

Increase in applications by County for the forty-nine week period from the first week in March, 2020 through Saturday, February 13, 2021 (2020 vs 2021)

Count	2019/2020	2020/2021	Percentage Increase in Applications
Honolulu	44,386	56,372	27%
Maui	9,967	14,965	50%
Hawai'i	13,281	14,437	9%
Kaua'i	4,468	6,303	41%
Statewide	72,102	92,077	28%

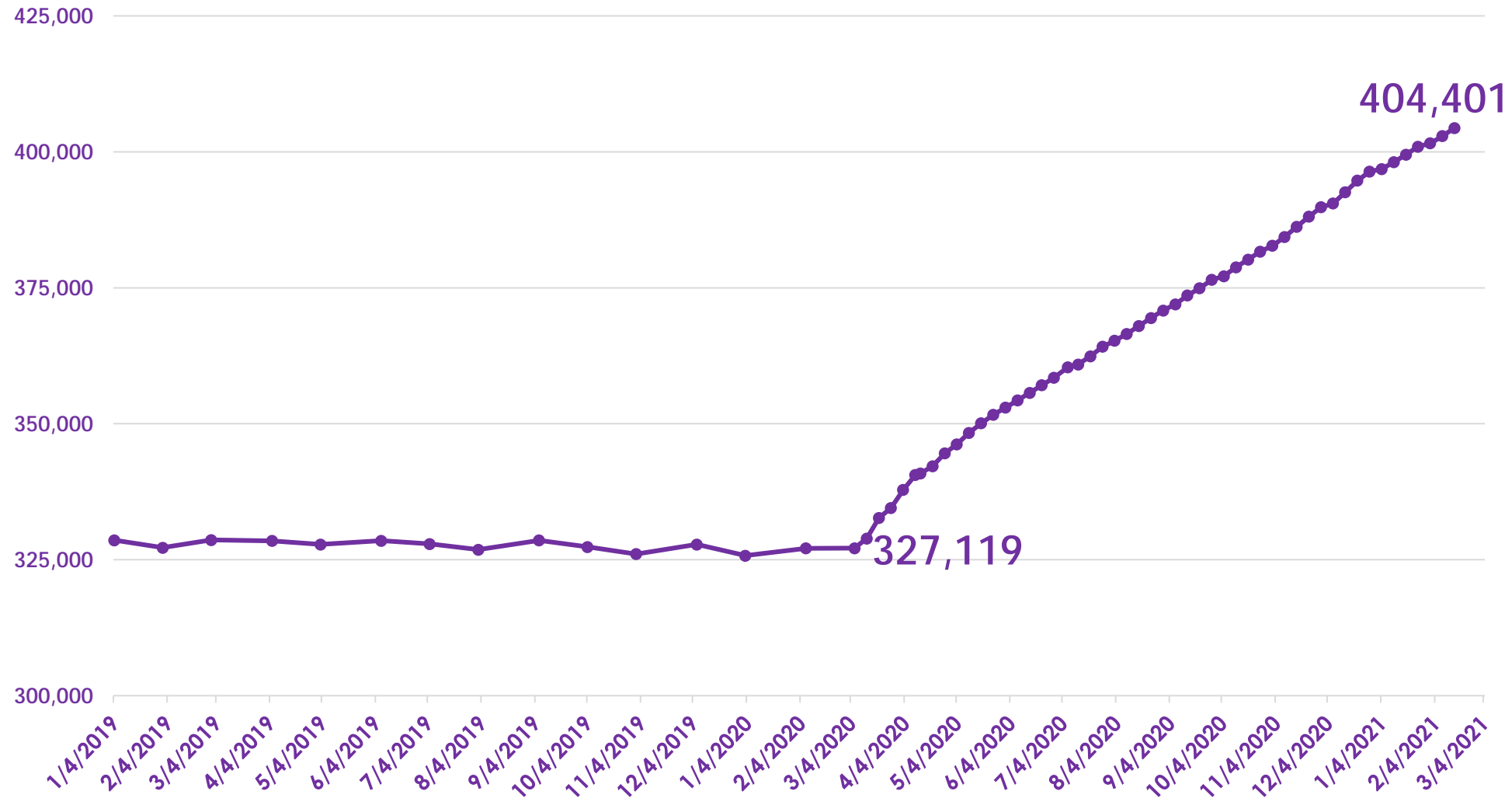
Hawai'i Medicaid Applications per week: 2019/20 vs 2020/21




Application increases in most recent weeks reflect the Marketplace Open Enrollment activity from 11/1 - 12/15.

Hawai'i Medicaid Monthly Enrollment: January 2019 to present

77,282 New Enrollments since 3/4/2020
23.6% Increase in enrollments in 49.5 weeks



● Total Enrollment, Hawaii Medicaid (Jan 2019 - Present)



Increase In Enrollment By County (2/14/2020 vs. 2/15/2021)

County	2020	2021	% Change
Honolulu	198,786	244,779	23.14%
Maui	40,332	52,020	28.98%
Hawai'i	70,332	83,111	18.17%
Kaua'i	19,416	24,491	26.14%
Statewide	328,866	404,401	22.97%