

State of Hawai'i Department of Human Services



Med-QUEST Division

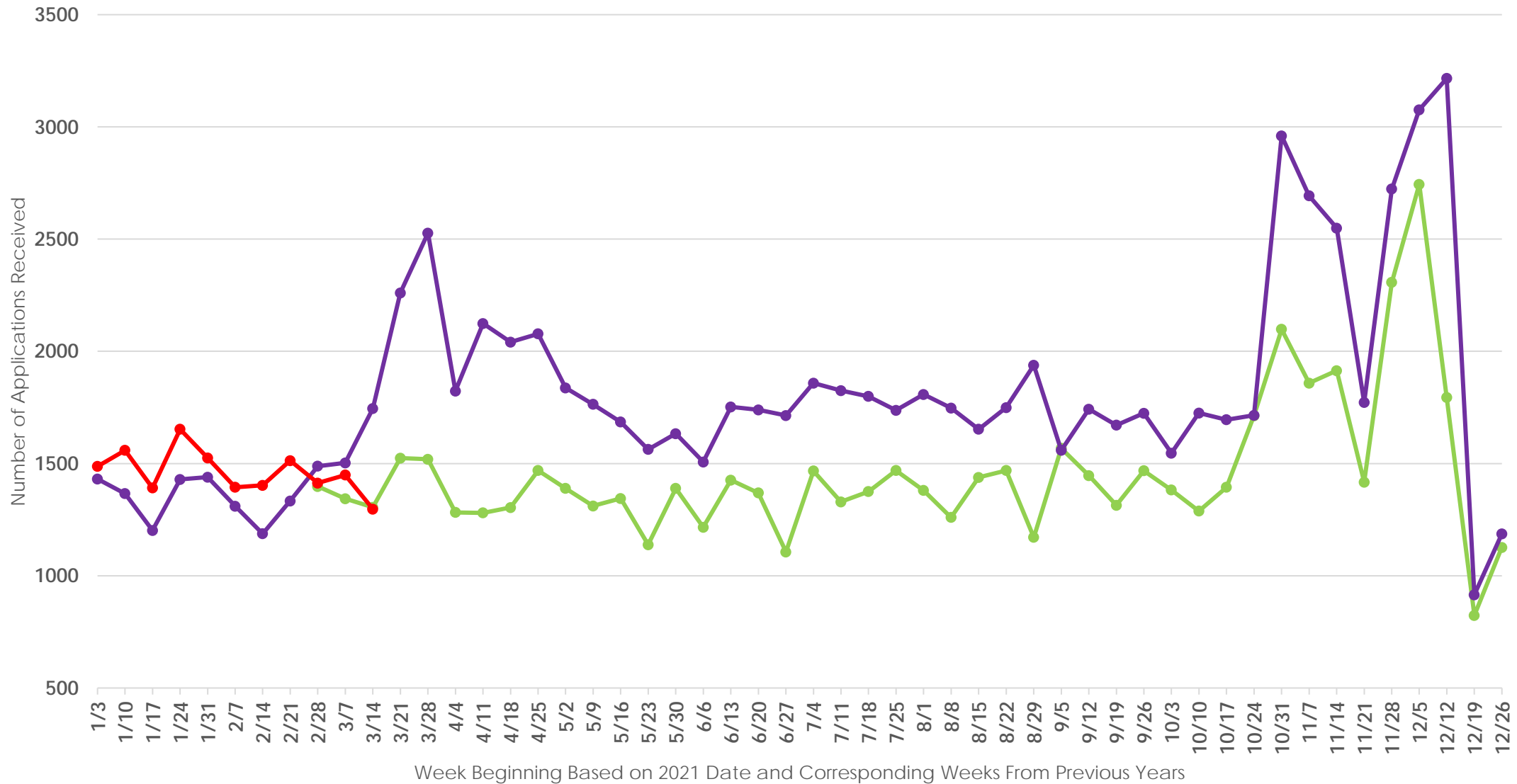
Weekly Application and Enrollment Data Update

3/22/2021

Increase in weekly applications received by County from the year before the pandemic (March 2019 – February 2020) to the period since March 2020

County	Average Weekly Application Count Year Before Pandemic	Average Weekly Application Count Since March 2020	Percentage Increase in Applications
Honolulu	884	1103	25%
Maui	198	293	48%
Hawai'i	264	283	7%
Kaua'i	89	124	39%
Statewide	1,435	1,802	26%

Hawai'i Medicaid Applications Received Per Week

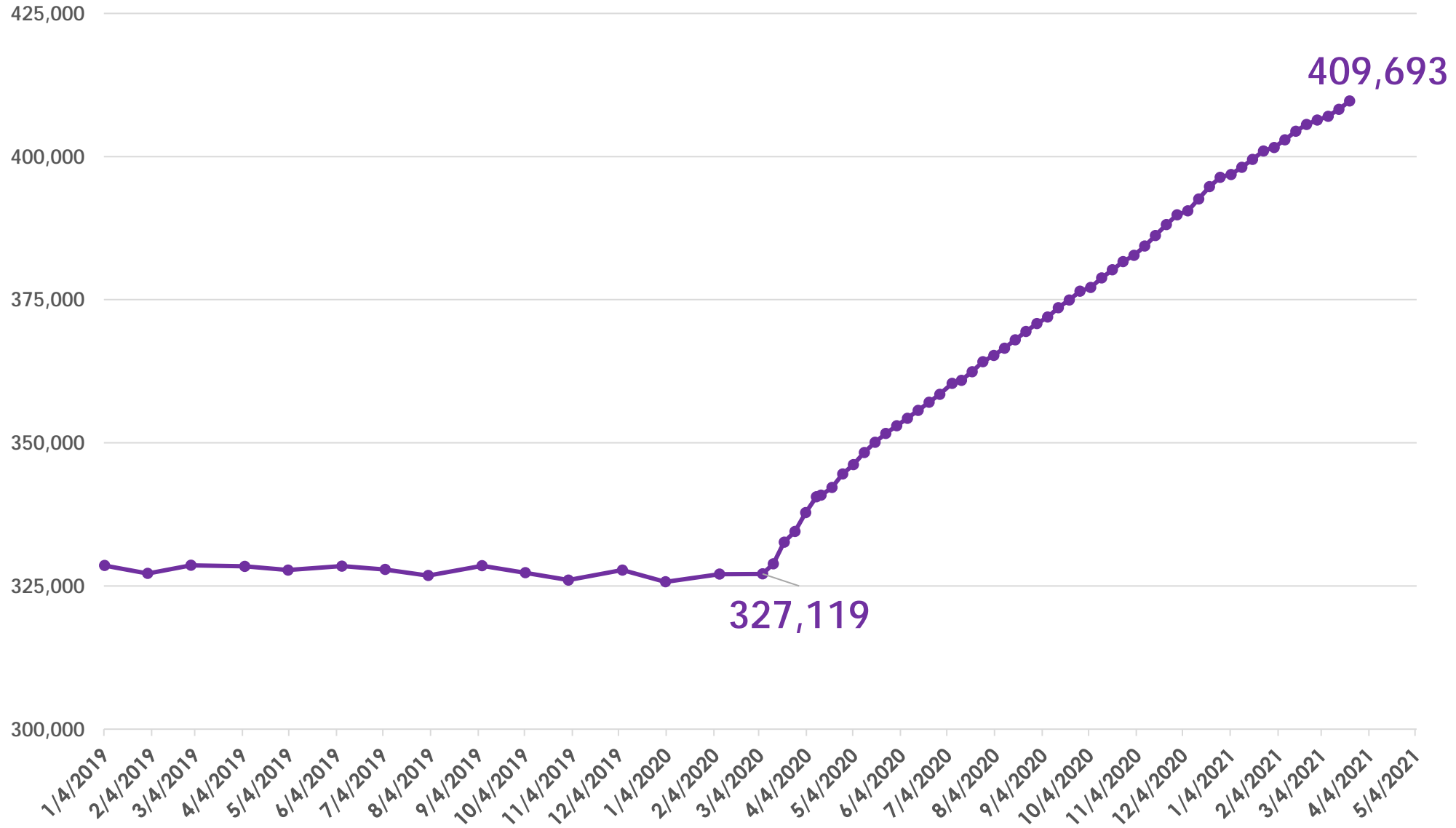


● 2019 ● 2020 ● 2021


Application increases in Nov, Dec reflects additional application activity due to the Federal Marketplace open enrollment period.

Hawai'i Medicaid Monthly Enrollment: January 2019 to present

82,574 New Enrollments since 3/6/2020
25.2% Increase in enrollments in 54.5 weeks



—● Total Enrollment, Hawaii Medicaid (Jan 2019 - Present)



Increase In Enrollment By County

County	3/6/2020	3/22/2021	% Change
Honolulu	197,916	248,108	25.36%
Maui	40,052	52,700	31.58%
Hawai'i	69,856	84,005	20.25%
Kaua'i	19,295	24,880	28.95%
Statewide	327,119	409,693	25.24%

Since March 6, 2020:

Total Medicaid Applications Received:

97,960

Total New Medicaid Enrollments:

82,574

Percentage of Applications Eligible for Medicaid:

84.2%