

# State of Hawai'i Department of Human Services



Med-QUEST Division

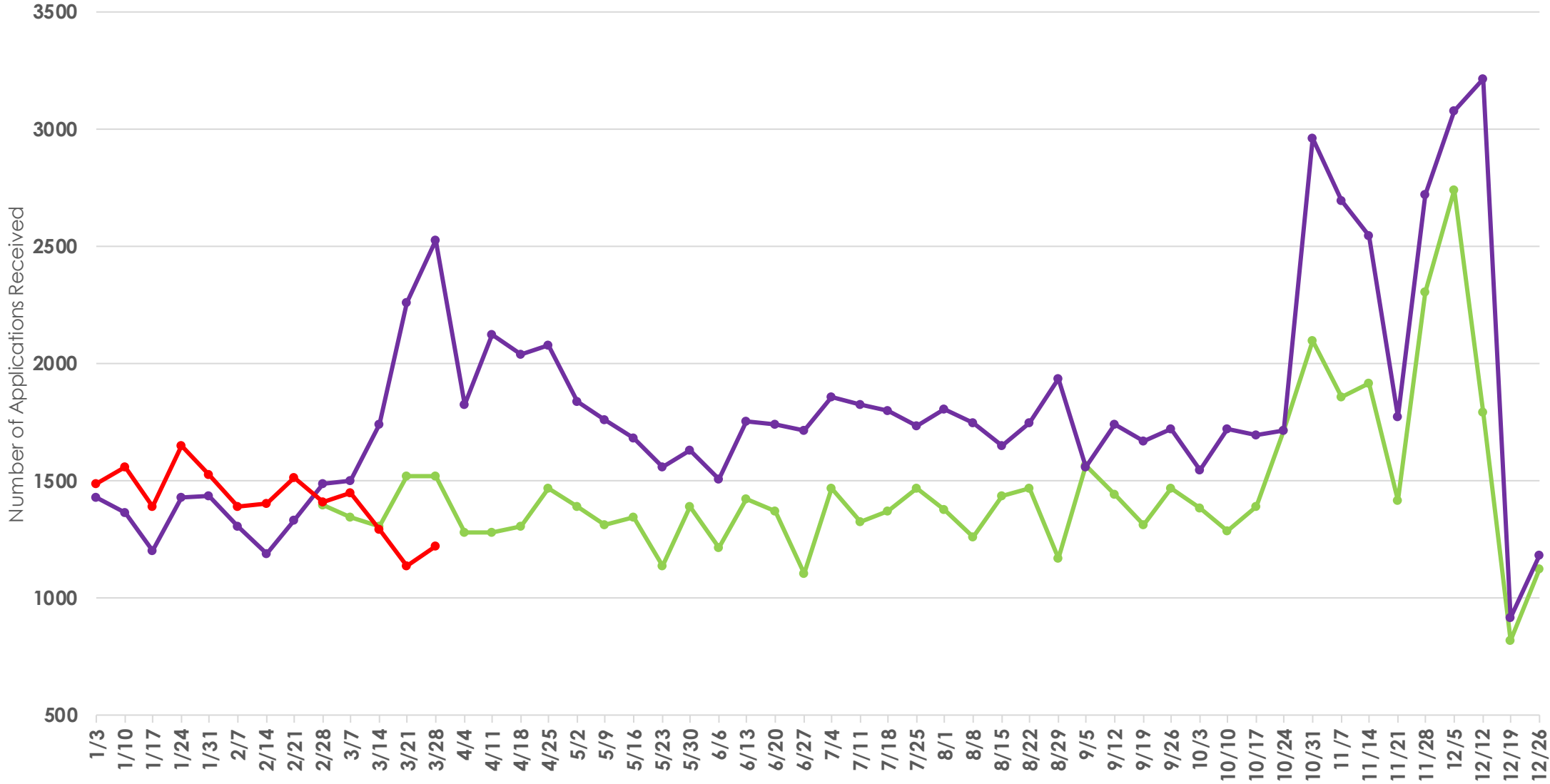
Weekly Application and Enrollment Data Update

4/5/2021

# Increase in weekly applications received by County from the year before the pandemic (March 2019 – February 2020) to the period since March 2020

<b>County</b>	<b>Average Weekly Application Count Year Before Pandemic</b>	<b>Average Weekly Application Count Since March 2020</b>	<b>Percentage Increase in Applications</b>
<b>Honolulu</b>	<b>884</b>	<b>1090</b>	<b>23%</b>
<b>Maui</b>	<b>198</b>	<b>288</b>	<b>46%</b>
<b>Hawai'i</b>	<b>264</b>	<b>279</b>	<b>6%</b>
<b>Kaua'i</b>	<b>89</b>	<b>122</b>	<b>38%</b>
<b>Statewide</b>	<b>1,435</b>	<b>1,781</b>	<b>24%</b>

# Hawai'i Medicaid Applications Received Per Week



Week Beginning Based on 2021 Date and Corresponding Weeks From Previous Years

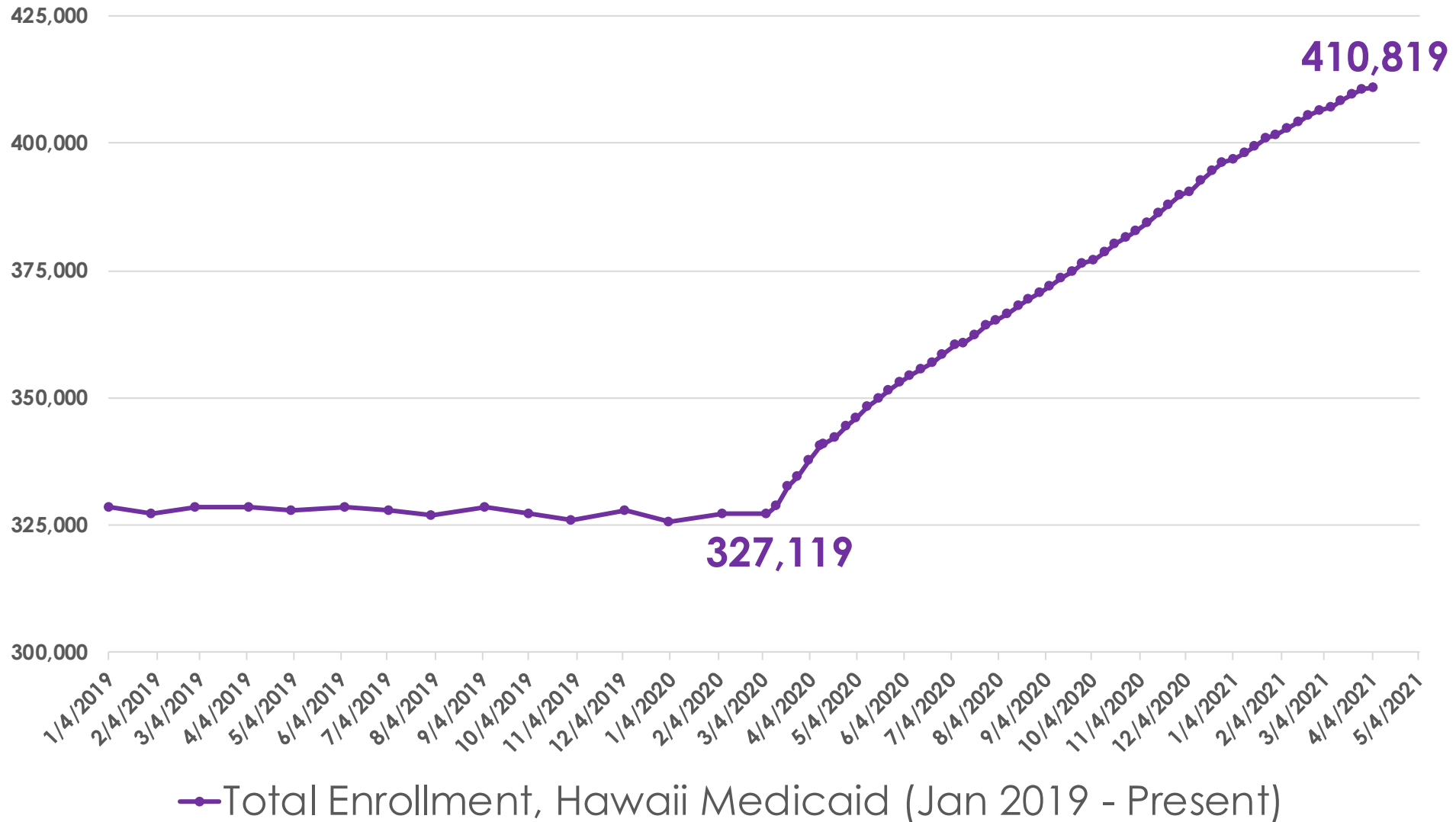

— 2019 — 2020 — 2021

Application increases in Nov, Dec reflects additional application activity due to the Federal Marketplace open enrollment period.

# Hawai'i Medicaid Monthly Enrollment: January 2019 to present

83,700 New Enrollments since 3/6/2020

25.6% Increase in enrollments in 56.5 weeks



# Increase In Enrollment By County

<b>County</b>	<b>3/6/2020</b>	<b>4/5/2021</b>	<b>% Change</b>
Honolulu	197,916	248,821	<b>25.72%</b>
Maui	40,052	52,823	<b>31.89%</b>
Hawai'i	69,856	84,193	<b>20.52%</b>
Kaua'i	19,295	24,982	<b>29.47%</b>
<b>Statewide</b>	<b>327,119</b>	<b>410,819</b>	<b>25.59%</b>

## Since March 6, 2020:

Total Medicaid Applications Received:  
**100,322**

Total New Medicaid Enrollments:  
**83,700**

Percentage of Applications Eligible for Medicaid:  
**83.4%**